

# DIGITAL WOMANIST

AGREEMENT N. 2021 – 1 – IT02 – KA220 – HED – 000032111

## ERUDIRE PLATFORM – TECHNICAL GUIDE

THIS PROJECT HAS BEEN FUNDED WITH SUPPORT FROM THE EUROPEAN UNION. THIS PUBLICATION REFLECTS THE VIEWS ONLY OF THE AUTHOR, AND THE EUROPEAN COMMISSION CANNOT BE HELD RESPONSIBLE FOR ANY USE WHICH MAY BE MADE OF THE INFORMATION CONTAINED THEREIN.

DIGITAL WOMANIST  
0 | 0 0 0 | 0 0    0 | 0 | 0 | | |



artykel



Universitat d'Alacant  
Universidad de Alicante



Co-funded by  
the European Union

## E-learning Platform

To view the products created for the **Digital Womanist project**, you need to register on “Erudire” e-learning platform at <https://erudire.it/> by logging in at the box in the top right hand corner as shown as follows:



## Create an account

Username

Password

Remember username

LOG IN

[Forgotten your username or password?](#)

Cookies must be enabled in your browser

Some courses may allow guest access

LOG IN AS A GUEST

**Is this your first time here?**

For full access to this site, you first need to create an account.

CREATE NEW ACCOUNT

If you do not have access **credentials**, you need to register, by clicking on **«create an account»** on the homepage of the platform

After you have clicked on **«create an account»** you need to follow the registration procedure available

# Create an account

Then complete the boxes with the information required

## Erudire

### Age and location verification

What is ❗ your age?

In which ❗ country do you live?

**PROCEED** **CANCEL**

There are required fields in this form marked ❗

### Why is this required?

This information is required to determine if your age is over the digital age of consent. This is the age when an individual can consent to terms and conditions and their data being legally stored and processed.

## Erudire

l'e-learning per aziende e privati

### New account

▼ Collapse all

#### Choose your username and password

Username ❗

- Missing username

The password must have at least 8 characters, at least 1 digit(s), at least 1 lower case letter(s), at least 1 upper case letter(s), at least 1 non-alphanumeric character(s) such as \*, -, or #

Password ❗

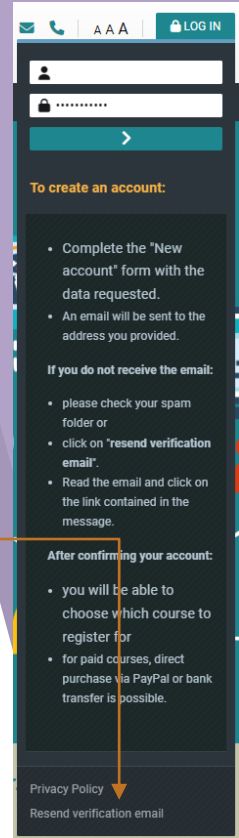
- Missing password

#### More details

## Create an account


### Please bear in mind to:

- ✓ Complete the "New account" form with the data requested.
- ✓ An email will be sent to the address you provided
- ✓ If you do not receive the email, **please check your spam folder or click on "[resend verification email](#)".**
- ✓ Read the email and click on the link contained in the message
- ✓ After confirming your account, you will be authenticated by the system
- ✓ Once authenticated, you will be able to choose which course to register for
- ✓ When you reset the password, please remember that the link received by email is valid only for 30 minutes (PLEASE CHECK your SPAM BOX if you do not receive an e-mail straight after registering)



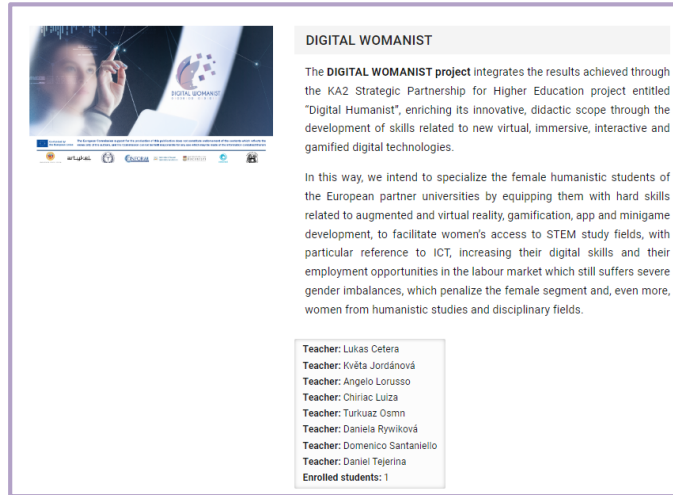
## Choice of language

To choose the navigation language, all you need to do is select it from the menu bar.



## Access to audio-visual products

After having logged in with the credentials you have or those you have created, you need to click on the «**Erasmus+ 2021-2027**» course category of the «**Categories**» tab in the homepage of the platform and choose «**Digital Womanist - INTERNATIONALIZATION & DIGITALIZATION EUROPEAN APPROACH**»



The screenshot shows a course card for "DIGITAL WOMANIST". On the left is a thumbnail image of a woman pointing at a screen with the course logo. The main text describes the project as a KA2 Strategic Partnership for Higher Education project titled "Digital Humanist", focusing on developing skills in virtual, immersive, interactive, and gamified digital technologies. It aims to specialize female humanistic students in STEM fields, with a focus on ICT. A list of teachers and one enrolled student is provided at the bottom.

**DIGITAL WOMANIST**

The **DIGITAL WOMANIST project** integrates the results achieved through the KA2 Strategic Partnership for Higher Education project entitled "Digital Humanist", enriching its innovative, didactic scope through the development of skills related to new virtual, immersive, interactive and gamified digital technologies.

In this way, we intend to specialize the female humanistic students of the European partner universities by equipping them with hard skills related to augmented and virtual reality, gamification, app and minigame development, to facilitate women's access to STEM study fields, with particular reference to ICT, increasing their digital skills and their employment opportunities in the labour market which still suffers severe gender imbalances, which penalize the female segment and, even more, women from humanistic studies and disciplinary fields.

**Teacher:** Lukas Cetera  
**Teacher:** Květa Jordánová  
**Teacher:** Angelo Lorusso  
**Teacher:** Chiriac Luiza  
**Teacher:** Turkuaz Osmin  
**Teacher:** Daniela Ryvíková  
**Teacher:** Domenico Santaniello  
**Teacher:** Daniel Tejerina  
**Enrolled students:** 1

ENTER THIS COURSE



Then click on «**Enter this course**»

## Access to audio-visual products

To access the products, you **have to choose the group first**



Choose the group Choose a group

Please choose your group in order to access the course resources

EN - MODULE 1: TRENDS AND CHALLENGES IN THE DIGITAL TRANSITION OF THE CULTURAL SECTOR

Condizioni per l'accesso: Appartenere a qualsiasi gruppo

M. 1 - Unit 1.1 - Artificial Intelligence applied to cultural assets	Receive a "Passed" statement
M. 1 - Unit 1.2 - Blockchain Technologies for the cultural sector	Receive a "Passed" statement
M. 1 - Unit 1.3 - Internet of Things	Receive a "Passed" statement
M. 1 - Unit 1.4 - Big Data	Receive a "Passed" statement



## Access to audio-visual products

To do this, please click on the sentence **“Choose the group”** highlighted in red and tick the left box

### Choose the group

Gruppi separati

Tutti i partecipanti

Visualizza 8 risposte di 8 parte

Scelta	Gruppo	Visualizza descrizione	Membri	Membri del gruppo
		<a href="#">Visualizza descrizione</a>		<a href="#">Visualizza membri del gruppo</a>
<input type="checkbox"/>	IT - ITALY		3	
<input type="checkbox"/>	ES - SPAIN		1	
<input type="checkbox"/>	EL - GREECE		0	
<input type="checkbox"/>	CZ - CZECH		3	
<input type="checkbox"/>	RO - ROMANIA		1	

Ci dispiace, solo gli utenti iscritti possono effettuare scelte

[ISCRIVIMI IN QUESTO CORSO](#)

Now clicking on “**breadcrumbs**” you can return to the list of training materials contained in the Digital Womanist course.

Erudire  
international e-learning

About Us Privacy Policy For Companies Courses Categories Badge Instructions FAQ My courses (10) En

IDEA - INTERNATIONALIZATION & DIGITALIZATION EUROPEAN APPROACH

Home > My courses > idea > IDEA - INTERNATIONALIZATION & DIGITALIZATION EUROPEAN APPROACH > Choose the group

Dashboard Site home Calendar Badges All courses

### Choose the group

Separate groups: All participants

Choice	Group	SHOW DESCRIPTIONS	Members	Group members
				SHOW GROUP MEMBERS
<input type="checkbox"/>	EL-GREECE		0	
<input type="checkbox"/>	IT - ITALY		2	
<input type="checkbox"/>	ES - SPAIN		1	

Course dashboard

Table of contents

IDEA - INTERNATIONALIZATION  
& DIGITALIZATION EUROPEAN  
APPROACH (100%)

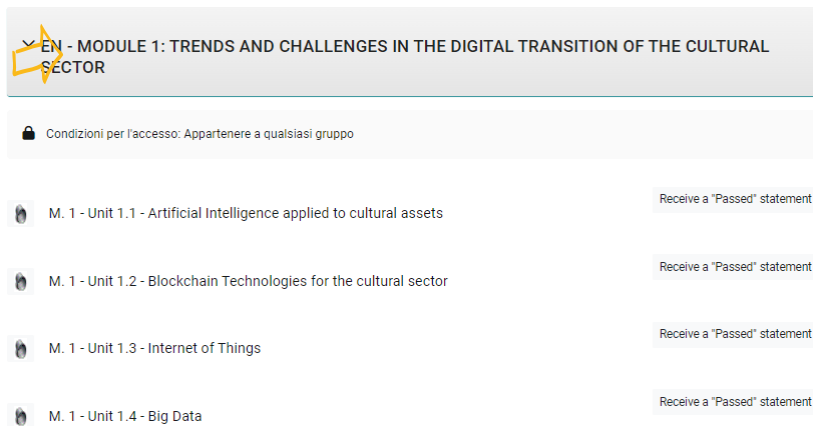
Choose the group

Administration

> Course administration

## Access to audio-visual products

At this point, you can choose the products created in English and in one of the language of the group chosen.



EN - MODULE 1: TRENDS AND CHALLENGES IN THE DIGITAL TRANSITION OF THE CULTURAL SECTOR

🔒 Condizioni per l'accesso: Appartenere a qualsiasi gruppo

M. 1 - Unit 1.1 - Artificial Intelligence applied to cultural assets	Receive a "Passed" statement
M. 1 - Unit 1.2 - Blockchain Technologies for the cultural sector	Receive a "Passed" statement
M. 1 - Unit 1.3 - Internet of Things	Receive a "Passed" statement
M. 1 - Unit 1.4 - Big Data	Receive a "Passed" statement

Entering the course, all you do is **click on the icons** of the unit you would like to see.

**You have to proceed step by step along the course to complete it!**

## Icons

Here follows a list of the icons and the activities they are linked to.



### Tin Can Launch Link

Allows access to the video training pills.



### SCORM Package

Provides access to the scenarios.



Co-funded by  
the European Union



# Student Progress Monitoring

## Monitoring participants' progress

Partners responsible for monitoring participant progress that are **already registered in the e-learning platform ERUDIRE and enrolled in one of the groups available**, prior communication to Conform S.c.a.r.l. of their name, surname and email address, **will be made “teachers” of the group** where they are enrolled.

In this way, they will be able to monitor the progress of training of the participants enrolled in the same group at any time: i.e. if students have completed or not completed the training pills, if students have passed or not passed the tests, etc.

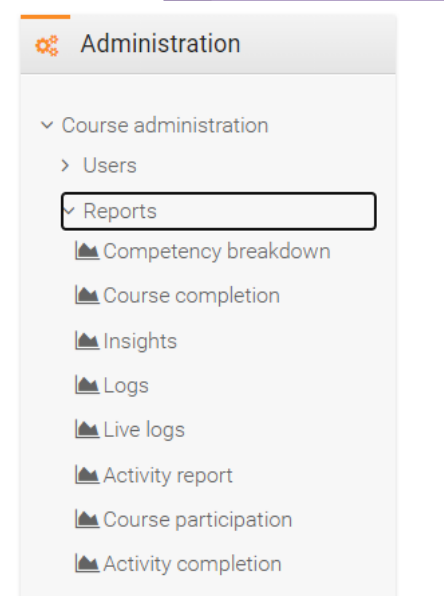
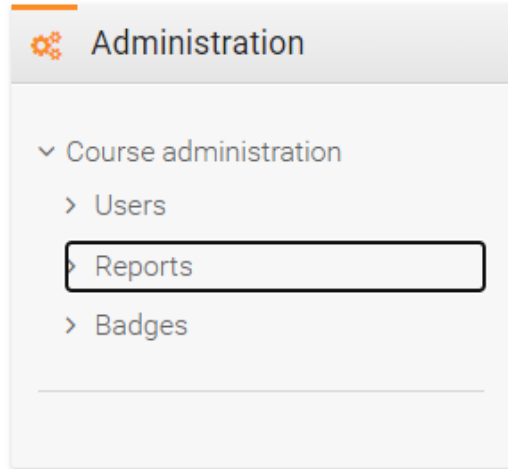


artykel



## Monitoring participants' progress

Please click on the "reports" tab in the "Administration" panel, as shown in the screenshot, and then on "Activity Completion"



Example of an activity completion tab from another European course

## Monitoring participants' progress

Example of an activity completion tab from another European course

Now clicking on the "activity completion" tab, you can see the evaluation of the group of users called "ITALY".

In particular, you can see if students have completed any activities included in the Digital Womanist Course.

Separate groups: IT - ITALY

First name **All** A B C D E F G H I J K L M N O P Q R S T U V W X Y Z

Surname **All** A B C D E F G H I J K L M N O P Q R S T U V W X Y Z

Page: 1 2 (Next)

First name / Surname	Email address	Choose the group	EVALUATION QUESTIONNAIRE	1.1 - Introduction to ...	A1.1 - 1 - Design thinking ...	A1.1 - 2 - Design thinking ...	1.2 - How to stimulate ...	1.3 - Methodologies for ...	1.4 - Idea selection and ...	1.5 - Understanding Rapid ...	A1.5 - 1 - Rapid ...	1.6 - How to lead and ...	1.7 - FINAL TEST - DESIGN ...	2.1 - Introduction To ...	2.2 - Innovation As A ...	A2.2 - 1 - Company cases	2.3 - FINAL TEST - ...	3.1 - Technology And ...	3.2 - Market Observatory	3.3 - Brand And Brand ...	3.4 - Life Cycle Of A Product	3.5 - Strategic Perspective	A3.5 - 1 - Strategic ...	3.6 - FINAL TEST - DESIGN, ...
Alessia	[REDACTED]	<input checked="" type="checkbox"/>	<input type="checkbox"/>	<input checked="" type="checkbox"/>	<input checked="" type="checkbox"/>	<input checked="" type="checkbox"/>	<input checked="" type="checkbox"/>	<input checked="" type="checkbox"/>	<input checked="" type="checkbox"/>	<input checked="" type="checkbox"/>	<input checked="" type="checkbox"/>	<input checked="" type="checkbox"/>	<input type="checkbox"/>	<input type="checkbox"/>	<input type="checkbox"/>	<input type="checkbox"/>	<input type="checkbox"/>	<input type="checkbox"/>	<input type="checkbox"/>	<input type="checkbox"/>	<input type="checkbox"/>	<input type="checkbox"/>	<input type="checkbox"/>	<input type="checkbox"/>
Mattia	[REDACTED]	<input checked="" type="checkbox"/>	<input type="checkbox"/>	<input type="checkbox"/>	<input type="checkbox"/>	<input type="checkbox"/>	<input type="checkbox"/>	<input type="checkbox"/>	<input type="checkbox"/>	<input type="checkbox"/>	<input type="checkbox"/>	<input type="checkbox"/>	<input type="checkbox"/>	<input type="checkbox"/>	<input type="checkbox"/>	<input type="checkbox"/>	<input type="checkbox"/>	<input type="checkbox"/>	<input type="checkbox"/>	<input type="checkbox"/>	<input type="checkbox"/>	<input type="checkbox"/>	<input type="checkbox"/>	<input checked="" type="checkbox"/>
Alessio	[REDACTED]	<input checked="" type="checkbox"/>	<input type="checkbox"/>	<input type="checkbox"/>	<input type="checkbox"/>	<input type="checkbox"/>	<input type="checkbox"/>	<input type="checkbox"/>	<input type="checkbox"/>	<input type="checkbox"/>	<input type="checkbox"/>	<input type="checkbox"/>	<input type="checkbox"/>	<input type="checkbox"/>	<input type="checkbox"/>	<input type="checkbox"/>	<input type="checkbox"/>	<input type="checkbox"/>	<input type="checkbox"/>	<input type="checkbox"/>	<input type="checkbox"/>	<input type="checkbox"/>	<input type="checkbox"/>	<input checked="" type="checkbox"/>





# Monitoring participants' progress

Example of an grades tab from another European course

Moreover, if you click on the “grades” tab in the navigation panel, you can see test details, that are the scores obtained by the learners.

### Grader report

View Setup Export

Grader report Grade history Outcomes report Overview report User report

Separate groups: IT - ITALY  
IT - ITALY: 29/29

First name: All A B C D E F G H I J K L M N O P Q R S T U V W X Y Z

Surname: All A B C D E F G H I J K L M N O P Q R S T U V W X Y Z

Navigation

- Home
- Dashboard
- Site pages
- My courses
  - eqwood
    - Participants
    - Badges
    - Competencies
    - Grades**
    - General
    - 1. DESIGN THINKING

		EQ-WOOD--		
First name / Surname ^	Email address	4.1.1 - TEST - 1 - BASICS O...	2.3 - FINAL TEST - INNOVA...	4.1.2 - TEST - 2 - BASICS O...
[Redacted]	[Redacted]	-Q	-Q	-Q
[Redacted]	[Redacted]	40.00Q	-Q	26.00Q
[Redacted]	[Redacted]	60.00Q	-Q	0.00Q
[Redacted]	[Redacted]	100.00Q	-Q	48.00Q
[Redacted]	[Redacted]	-Q	-Q	-Q



## Monitoring participants' progress

To obtain details of an individual participant all you need to do is click on the icon in the column between "Name" and "e-mail address". The following screen then appears.

You can also send a private message. The addressee will receive an e-mail in the same way as social media work.

MESSAGE ADD TO CONTACTS

View Setup Export


Grader report Grade history Outcomes report Overview report User report

Separate groups: IT - ITALY Select all or one user Alessia Amarante

View report as User

Grade item	Calculated weight	Grade	Range	Percentage Feedback	Contribution to course
<b>EQ-WOOD</b>					
4.1.1 - TEST - 1 - BASICS OF PROJECT MANAGEMENT	0.00 % ( Empty )	-	0-100	-	0.00 %
2.3 - FINAL TEST - INNOVATION MANAGEMENT	0.00 % ( Empty )	-	0-100	-	0.00 %
4.1.2 - TEST - 2 - BASICS OF PROJECT MANAGEMENT	0.00 % ( Empty )	-	0-100	-	0.00 %

Example of an grades tab from another European course



# DIGITAL WOMANIST

AGREEMENT N. 2021 – 1 – IT02 – KA220 – HED – 000032111

## ERUDIRE PLATFORM – TECHNICAL GUIDE

THIS PROJECT HAS BEEN FUNDED WITH SUPPORT FROM THE EUROPEAN UNION. THIS PUBLICATION REFLECTS THE VIEWS ONLY OF THE AUTHOR, AND THE EUROPEAN COMMISSION CANNOT BE HELD RESPONSIBLE FOR ANY USE WHICH MAY BE MADE OF THE INFORMATION CONTAINED THEREIN.

DIGITAL WOMANIST  
0 | 0 0 0 | 0 0   0 | 0 | 0 | | |



artykel



Universitat d'Alacant  
Universidad de Alicante



Co-funded by  
the European Union